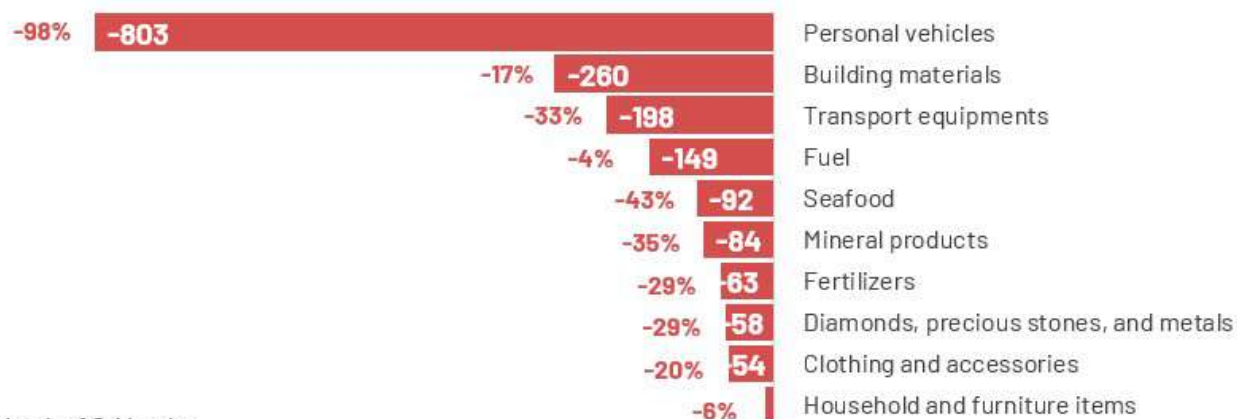
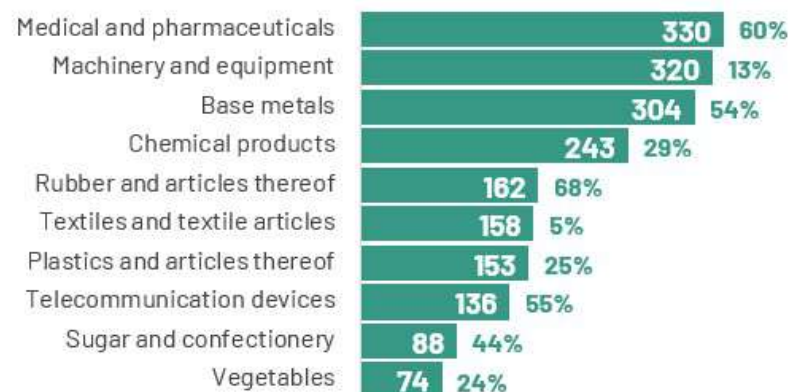


Sri Lanka's Imports Were 4% Higher in 2021 When Compared to 2019

The Following Are the Major Positive and Negative Contributors to the Change

Figures in USD Mn

Top 10 positive contributors To the increase in imports



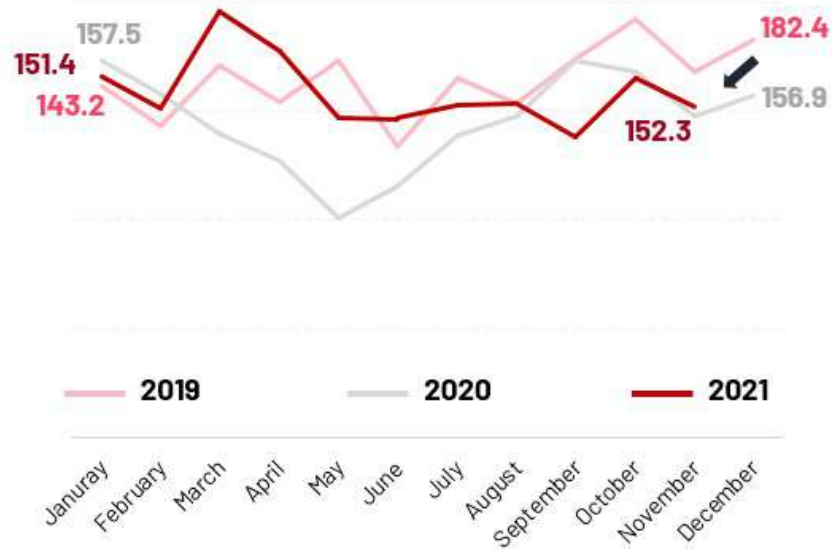
Top 10 negative contributors To the change in imports

Source: Central bank of Sri Lanka

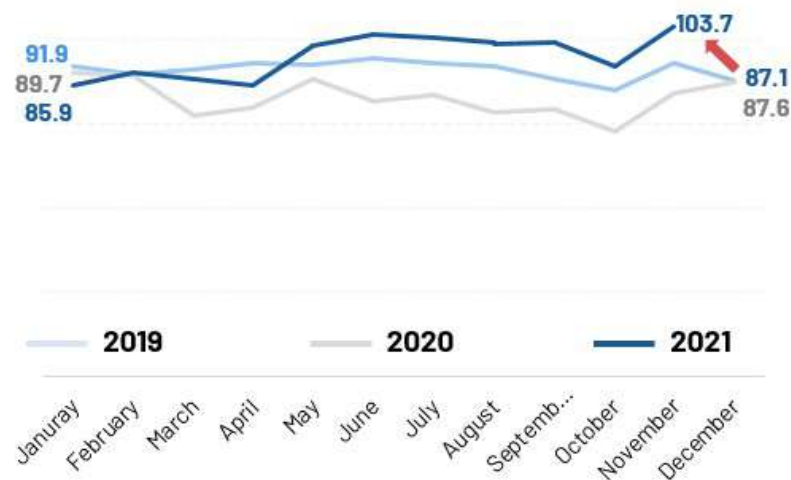
Note: The percentages refers to the percentage increase in each item from 2019 - 2021

The Rise in Value Imports in 2021, Was Due to a Rise in Prices of Imports While the Volume of Imports Declined in 2021 Compared to 2019

Trade Volume Index



Unit Value Index



Source: Central bank of Sri Lanka

Note: Trade Volume Index is an index used by the Central Bank of Sri Lanka to account for Sri Lanka's trade volumes (adjusted for price) with base year 2010 | Unit value index is an index used by the Central Bank of Sri Lanka to compare the average unit price of imports over a period of time with base year 2010